

Please check the examination details below before entering your candidate information

Candidate surname

Other names

Centre Number

Candidate Number

**Pearson Edexcel International GCSE (9–1)**

**Thursday 23 May 2024**

Morning (Time: 3 hours)

Paper  
reference

**4EB1/01**

**English Language B**  
**PAPER 1**

**You must have:**

Source Booklet (enclosed)

Total Marks

### Instructions

- Use **black** ink or ball-point pen.
- **Fill in the boxes** at the top of this page with your name, centre number and candidate number.
- Answer **all** questions in Section A, the question in Section B and **one** question in Section C.
- Answer the questions in the spaces provided  
– *there may be more space than you need.*

### Information

- The total mark for this paper is 100.
- The marks for **each** question are shown in brackets  
– *use this as a guide as to how much time to spend on each question.*
- Dictionaries may **not** be used in this examination.

### Advice

- Read each question carefully before you start to answer it.
- Check your answers if you have time at the end.
- You are reminded of the importance of clear English and careful presentation in your answers.

Turn over ►

P73897A

©2024 Pearson Education Ltd.  
F:1/1/1/



  
Pearson

**SECTION A**

**Reading**

**Answer ALL questions in this section.**

**You should spend 1 hour on this section.**

**Read Text One in the Source Booklet, adapted from an article called *7 Ways In Which Youth Can Protect The Environment*.**

- 1** In the section **Recycle More Often**, give **one** way the writer says that recycling is helpful.

.....

.....

**(Total for Question 1 = 1 mark)**

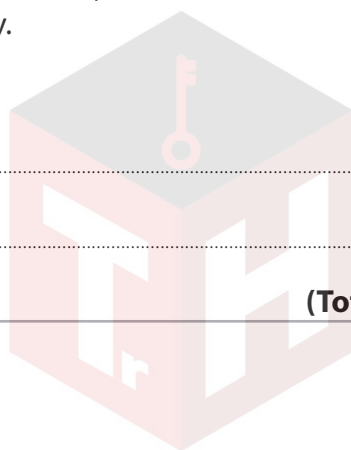
- 2** In the section **Buy Sustainable Products**, the writer offers advice about buying items which are environmentally friendly.

Identify **one** piece of advice.

.....

.....

**(Total for Question 2 = 1 mark)**



DO NOT WRITE IN THIS AREA

DO NOT WRITE IN THIS AREA

DO NOT WRITE IN THIS AREA



DO NOT WRITE IN THIS AREA

DO NOT WRITE IN THIS AREA

DO NOT WRITE IN THIS AREA

3 Explain how the writer presents her ideas about how young people can protect the environment.

You should support your answer with close reference to the passage, including **brief** quotations.

(10)

.....

.....

.....

.....

.....

.....

.....

.....

.....

.....

.....

.....

.....

.....

.....

.....

.....

.....

.....

.....

.....

.....

.....



P 7 3 8 9 7 A 0 3 2 8

DO NOT WRITE IN THIS AREA

DO NOT WRITE IN THIS AREA

DO NOT WRITE IN THIS AREA

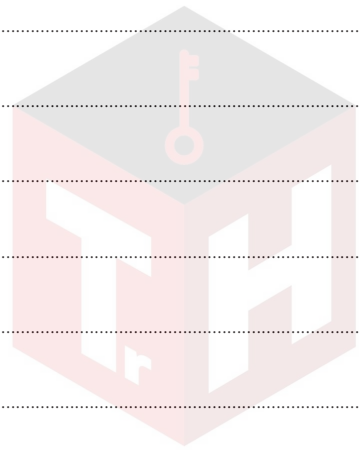


DO NOT WRITE IN THIS AREA

DO NOT WRITE IN THIS AREA

DO NOT WRITE IN THIS AREA

Handwriting practice area with horizontal lines and a central watermark logo.



(Total for Question 3 = 10 marks)



Read Text Two in the Source Booklet adapted from a section of *The Climate Book*.

4 Using lines 9–15, state **one** point the writer makes about climate change.

.....  
.....

(Total for Question 4 = 1 mark)


5 In lines 24–34, the writer comments on changes in weather patterns.

Identify **two** of these comments.

1 .....

2 .....

(Total for Question 5 = 2 marks)



DO NOT WRITE IN THIS AREA

DO NOT WRITE IN THIS AREA

DO NOT WRITE IN THIS AREA



DO NOT WRITE IN THIS AREA

DO NOT WRITE IN THIS AREA


DO NOT WRITE IN THIS AREA

6 How does the writer present her ideas about climate change?

You should support your answer with close reference to the passage, including **brief** quotations.

(10)

Handwriting practice area consisting of multiple horizontal dotted lines for writing.



DO NOT WRITE IN THIS AREA

DO NOT WRITE IN THIS AREA

DO NOT WRITE IN THIS AREA



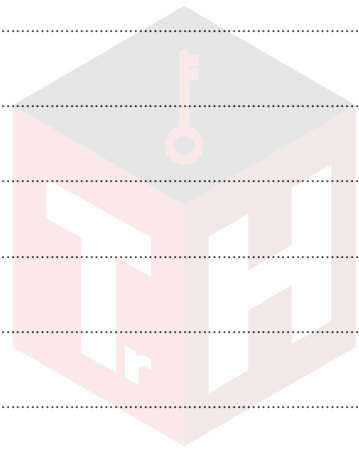


DO NOT WRITE IN THIS AREA

DO NOT WRITE IN THIS AREA

DO NOT WRITE IN THIS AREA

Handwriting practice area with horizontal lines and a central watermark logo.



(Total for Question 6 = 10 marks)



DO NOT WRITE IN THIS AREA

DO NOT WRITE IN THIS AREA

DO NOT WRITE IN THIS AREA

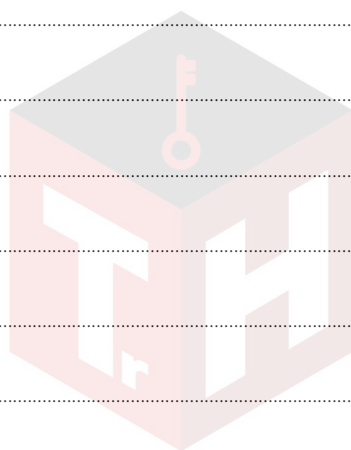
Refer to BOTH Text One and Text Two to answer the following question.

7 Compare how the writers of Text One and Text Two present their ideas and perspectives about climate change.

Support your answer with examples from **both** texts.

(15)

Handwriting practice area consisting of multiple horizontal dotted lines for writing an answer.

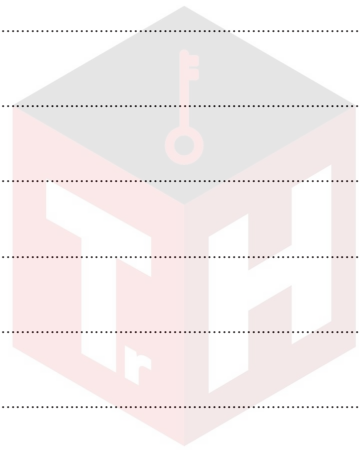


DO NOT WRITE IN THIS AREA

DO NOT WRITE IN THIS AREA

DO NOT WRITE IN THIS AREA

Handwriting practice area with horizontal lines.



P 7 3 8 9 7 A 0 1 1 2 8

DO NOT WRITE IN THIS AREA

DO NOT WRITE IN THIS AREA

DO NOT WRITE IN THIS AREA



DO NOT WRITE IN THIS AREA

DO NOT WRITE IN THIS AREA

DO NOT WRITE IN THIS AREA



A large rectangular area with rounded corners, containing horizontal dotted lines for writing. The lines are spaced evenly and cover most of the page's width and height.



DO NOT WRITE IN THIS AREA

DO NOT WRITE IN THIS AREA

DO NOT WRITE IN THIS AREA



(Total for Question 7 = 15 marks)

**TOTAL FOR SECTION A = 40 MARKS**



**SECTION B**

**Reading and Writing**

**Answer the question in this section.**

**You should spend 1 hour on this section.**

**Use ideas from BOTH Text One and Text Two in the Source Booklet to answer this question.**

**8** Write a letter to a friend on the topic of protecting the planet and preventing climate change.

You should include:

- the damage that is being caused to the environment and our climate
- what can be done
- reasons why people may not want to take action.

Think carefully about the purpose of your letter and the audience for whom it is intended.

(30)




Area with horizontal dotted lines for writing the letter.



DO NOT WRITE IN THIS AREA

DO NOT WRITE IN THIS AREA

DO NOT WRITE IN THIS AREA






DO NOT WRITE IN THIS AREA

DO NOT WRITE IN THIS AREA

DO NOT WRITE IN THIS AREA



Handwriting practice area with 20 horizontal dotted lines.



DO NOT WRITE IN THIS AREA

DO NOT WRITE IN THIS AREA


DO NOT WRITE IN THIS AREA



DO NOT WRITE IN THIS AREA

DO NOT WRITE IN THIS AREA

DO NOT WRITE IN THIS AREA



Handwriting practice area with 20 horizontal dotted lines.



DO NOT WRITE IN THIS AREA

DO NOT WRITE IN THIS AREA

DO NOT WRITE IN THIS AREA



(Total for Question 8 = 30 marks)

**TOTAL FOR SECTION B = 30 MARKS**



DO NOT WRITE IN THIS AREA

**SECTION C**

**Writing**

**Answer ONE question from this section.**

**You should spend 1 hour on your chosen question.**

**Do not re-tell events from Text One or Text Two in the Source Booklet.**

**Write approximately 400 words on one of the following:**

**EITHER**

**9** 'I much prefer working in a group than on my own.' To what extent do you agree with this statement?

**(Total for Question 9 = 30 marks)**

**OR**

**10** Write a story (true or imaginary) entitled 'The Future'.

**(Total for Question 10 = 30 marks)**

**OR**


**11** Describe the untidiest place you know.

**(Total for Question 11 = 30 marks)**

**Indicate which question you are answering by marking a cross in the box . If you change your mind, put a line through the box  and then indicate your new question with a cross .**

Chosen question number: **Question 9**  **Question 10**  **Question 11**

.....  
.....  
.....  
.....  
.....  
.....  
.....  
.....  
.....  
.....  
.....



DO NOT WRITE IN THIS AREA

DO NOT WRITE IN THIS AREA

DO NOT WRITE IN THIS AREA



DO NOT WRITE IN THIS AREA

DO NOT WRITE IN THIS AREA

DO NOT WRITE IN THIS AREA



Handwriting practice area with 20 horizontal dotted lines.



DO NOT WRITE IN THIS AREA

DO NOT WRITE IN THIS AREA

DO NOT WRITE IN THIS AREA






DO NOT WRITE IN THIS AREA

DO NOT WRITE IN THIS AREA

DO NOT WRITE IN THIS AREA



Handwriting practice area with 20 horizontal dotted lines.



P 7 3 8 9 7 A 0 2 5 2 8

DO NOT WRITE IN THIS AREA

DO NOT WRITE IN THIS AREA


DO NOT WRITE IN THIS AREA



DO NOT WRITE IN THIS AREA

DO NOT WRITE IN THIS AREA

DO NOT WRITE IN THIS AREA



Handwriting practice area with 20 horizontal dotted lines.



P 7 3 8 9 7 A 0 2 7 2 8

DO NOT WRITE IN THIS AREA

DO NOT WRITE IN THIS AREA

DO NOT WRITE IN THIS AREA



**TOTAL FOR SECTION C = 30 MARKS**  
**TOTAL FOR PAPER = 100 MARKS**



# Pearson Edexcel International GCSE (9–1)

**Thursday 23 May 2024**

Morning (Time: 3 hours)

Paper  
reference

**4EB1/01**

## **English Language B** **PAPER 1**

### **Source Booklet**

**Do not return this Booklet with the question paper.**



*Turn over* ►

**P73897A**

©2024 Pearson Education Ltd.  
F:1/1/1/



**Pearson**

## Text One

### 7 Ways In Which Youth Can Protect The Environment

adapted from a blog by Isha Reddy

*In this passage, the American writer suggests possible actions that young people can take to protect the environment.*



Our planet is our home, the place that sustains us; but are we living in harmony with nature? It seems like we humans have chosen a path of self-destruction, destroying the very home that shelters us. From rising carbon emissions, to deforestation and land destruction, human activities are having detrimental effects on our ecosystems and environmental biodiversity<sup>1</sup>.

5

As teenagers, sometimes we feel helpless and powerless, unable to take action, or do things that really matter to us, since governments and large businesses are the ones taking vital decisions. While major changes are only possible if countries and corporations alter their policies and actions, we as individuals also have the potential to make a difference, whether through small actions or larger initiatives.

10

Here are some ways in which you can take control of your future, and protect our environment and ecosystems:

#### **1. Start Your Own Initiative or Volunteer With Environmental Organizations**

Whether it's something small like starting a community clean-up group, or building a large social organization with significant reach and impact, taking initiatives for environmental conservation can go a long way. You can also make an impact by assisting environmental community groups. There are several ways in which you can get involved, from running online awareness campaigns to offering practical help like beach clean-ups and fundraising events.

15



## 2. Reduce/Recycle Paper

20

What do you do with your old textbooks and novels that are not in use? Why not donate them to juniors, or kids in your neighborhood, or send them across to countries where children have little to no access to educational resources? While books aren't doing any harm sitting on a bookshelf, why not save resources by putting them to re-use?

Similarly, recycling unwanted paper will reduce the raw material demand for paper production, thus conserving trees and forest ecosystems. From online assignments, to writing e-exams, thanks to the development of technology, paper isn't something that is necessary any more. By making use of smart technologies that are available today, we can effortlessly shift away from paper-based activities, at all levels.

25

## 3. Recycle More Often

30

Recycling is a simple, yet effective, way of conserving resources and reducing your individual carbon footprint<sup>2</sup>. Rather than throwing everything in the trash, separate your plastic, paper and metal waste, and deposit it in a recycling bin. Recycling helps reduce landfill pollution and reduces the consumption of raw materials and fossil fuels.

## 4. Save Resources

35

Did you know that only 0.03% of the 70% of water available to us is fresh water? That's why saving water is so important for fresh water ecosystems. By doing simple things like taking shorter showers, avoiding small clothes washes, and turning your taps off while brushing your teeth, you can save gallons of water! Similarly, it's important to be mindful of your electricity consumption, and make adaptations so that, by doing our bit at home and work, we can reduce fossil fuel dependency.

40

## 5. Buy Sustainable Products

Plastic is one of the most significant contributors to soil and marine pollution, endangering both the land and marine life. Plastic isn't biodegradable, and is often consumed by animals who mistake it as food. When buying a product, be aware of its environmental impact and disposal after use. Companies are now being questioned on their environmental impact, and changing consumer habits are compelling them to become more sustainable. When you're stocking up on school or office supplies like folders and pens, or buying toys and home accessories, try to look for more eco-friendly alternatives that can replace plastic. For example, some of us use so much plastic from buying bottled water every day, but buying your own reusable water bottle is not only cheaper, but also much better for the environment. Also, buying local products and produce is a great way to minimize carbon footprint, as goods don't have to travel longer distances and consume more fuel for transportation.

45

50

## 6. Decrease Meat & Dairy Consumption

55

Methane is one of the most potent greenhouse gases that contribute to global warming. Livestock release large amounts of methane into the atmosphere, so excessive meat and dairy consumption has detrimental effects on our climate. Additionally, unsustainable dairy and cattle farming leads to the destruction of ecologically important areas such as wetlands and forests. Deforestation is damaging habitats and natural ecosystems, which hundreds of species depend on for survival. Thus, the only way we can prevent more damage is by being responsible and eating less meat and dairy products.

60

## 7. Only Buy What You Need

Lastly, think about your purchasing habits. Do you buy too many products? Can you do without some of the things that you often buy? Are you being a responsible consumer? Simply buying more because of tempting offers or discounts will actually cost us and the environment more. Whether it's groceries, clothes, accessories or home products, by purchasing only what you need you reduce the amount of waste generated and thus pollution.

65

### Glossary

<sup>1</sup>*ecosystems and environmental biodiversity* – the balance of plants and animals in the natural environment

<sup>2</sup>*carbon footprint* – a measure of the amount of carbon dioxide released into the atmosphere as a result of human activities





## Text Two

### The Climate Book

adapted from a book by Greta Thunberg

*In this passage, the writer suggests that climate change is already happening and not enough is being done by people and governments to prevent it.*



Maybe it is the name that is the problem. Climate change. It doesn't sound that bad. The word 'change' resonates quite pleasantly in our restless world. No matter how fortunate we are, there is always room for the appealing possibility of improvement. Then there is the 'climate' part. Again, it does not sound so bad. If you live in many of the high-emitting nations<sup>1</sup> of the global north, the idea of a 'changing climate' could well be interpreted as the very opposite of scary and dangerous. A changing world. A warming planet. What's not to like? Perhaps that is partly why so many people still think of climate change as a slow, linear and even rather harmless process.

5

But the climate is not just changing. It is destabilising. It is breaking down. The delicately balanced natural patterns and cycles that are a vital part of the systems that sustain life on Earth are being disrupted, and the consequences could be catastrophic. Because there are negative tipping points, points of no return. And we do not know exactly when we might cross them. What we do know, however, is that they are getting awfully close, even the really big ones. Transformation often starts slowly, but then it begins to accelerate.

10

15

The Greenland ice sheet is melting, as are the 'doomsday glaciers'<sup>2</sup> of west Antarctica. Recent reports have stated that the tipping points for these two events have already been passed. Other reports say they are imminent. That means we might already have inflicted so much built-in warming that the melting process can no longer be stopped, or that we are very close to that point. Either way, we must do everything in our power to stop the process because, once that invisible line has been crossed, there might be no going back. We can slow it down, but once the snowball has been set in motion it will just keep going. 20

'This is the new normal' is a phrase we often hear when the rapid changes in our daily weather patterns – wildfires, hurricanes, heatwaves, floods, storms, droughts and so on – are being discussed. These weather events aren't just increasing in frequency, they are becoming more and more extreme. The weather seems to be on steroids<sup>3</sup>, and natural disasters increasingly appear less and less natural. But this is not the 'new normal'. What we are seeing now is only the very beginning of a changing climate, caused by human emissions of greenhouse gases. Until now, Earth's natural systems have been acting as a shock absorber, smoothing out the dramatic transformations that are taking place. But the planetary resilience that has been so vital to us will not last forever, and the evidence seems to suggest more and more clearly that we are entering a new era of more dramatic change. 25 30

Climate change has become a crisis sooner than expected. So many of the researchers I've spoken to have said that they were shocked to witness how quickly it is escalating. It seems like the vast majority of people were preparing for a different, less urgent scenario. A crisis that would take place many decades into the future. And yet here we are. The climate and ecological crisis is not happening in some faraway future. It's happening right here and right now. 35 40

It will take many things for us to start facing this emergency – but, above all, it will take honesty, integrity and courage. The longer we wait to start taking the action needed to stay in line with our international targets, the harder and more costly it will get to reach them. The inaction of today and yesterday must be compensated for in the time that lies ahead. 45

For us to have even a small chance of avoiding setting off irreversible chain reactions far beyond human control, we need drastic, immediate, far-reaching emission cuts at the source. When your bathtub is about to overflow, you don't go looking for buckets or start covering the floor with towels – you start by turning off the tap, as soon as you possibly can. Leaving the water running means ignoring or denying the problem, delaying doing anything to resolve it and downplaying its consequences. 50

We are approaching a precipice. And I would strongly suggest that those of us who have not yet been greenwashed<sup>4</sup> out of our senses stand our ground. Do not let them drag us another inch closer to the edge. Not one inch. Right here, right now, is where we draw the line. 55

## Glossary

<sup>1</sup>*high-emitting nations* – countries that use a lot of fossil fuels (such as coal and oil) to provide energy

<sup>2</sup>*doomsday glaciers* – glaciers which could raise sea levels massively if they melt

<sup>3</sup>*on steroids* – super-charged

<sup>4</sup>*greenwashed* – believing in false or misleading statements about the environment





**BLANK PAGE**



**Sources taken/adapted from:**

Text One: <https://www.voicesofyouth.org/blog/7-ways-which-youth-can-protect-environment>

Photograph 1: © Stefano Guidi / Contributor / Getty Images

Text Two: <https://www.theguardian.com/environment/2022/oct/08/greta-thunberg-climate-delusion-greenwashed-out-of-our-senses>

Photograph 2: © Tim Whitby / Contributor / Getty Images

